

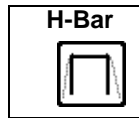

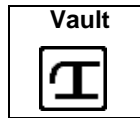
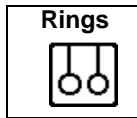


2015 London Open Mens Artistic



Elite L1-9+

No	Name	Club	Comp	D		FX		D		PH		D		SR		D		VT		D		PB		D		HB		D		PPP		D		APP		AA		Pts
64	Brandon	King	City of Birmingham	Elite L1-9+	10.0	9.350	1	10.0	9.550	5	10.0	9.133	1	10.0	9.867	5	10.0	9.067	2	10.0	9.333	4	10.0	9.300	1	10.0	9.800	1	10.0	9.800	1	75.400	1	6				
95	Joseph	Feery	Bury	Elite L1-9+	10.0	9.200	3	10.0	9.750	1	10.0	9.067	2	10.0	9.567	18	10.0	9.000	3	10.0	9.567	2	10.0	8.940	6	10.0	9.300	8	10.0	9.300	8	74.391	2	5				
59	Oliver	Condon	Europa Centre	Elite L1-9+	10.0	8.150	12	10.0	9.700	2	10.0	8.033	7	10.0	9.700	12	10.0	8.933	5	10.0	9.300	5	10.0	9.300	1	10.0	8.900	20	10.0	8.900	20	72.016	3	4				
62	Trumaine	Brown	City of Birmingham	Elite L1-9+	10.0	9.000	5	10.0	9.300	13	9.5	7.300	12	10.0	10.000	1	10.0	9.100	1	10.0	9.600	1	10.0	7.770	16	10.0	9.650	2	10.0	9.650	2	71.720	4	3				
96	Kieran	Davies	Wavenev	Elite L1-9+	10.0	9.200	3	10.0	9.500	7	10.0	7.300	12	10.0	9.800	6	10.0	8.900	1	10.0	9.167	7	10.0	8.740	11	10.0	8.800	23	10.0	8.800	23	71.407	5	2				
63	Zion	Aserie	City of Birmingham	Elite L1-9+	8.5	7.000	34	10.0	9.450	8	10.0	8.933	3	10.0	9.800	6	10.0	8.467	9	10.0	8.900	9	10.0	9.100	4	10.0	9.450	5	10.0	9.450	5	71.100	6	1				
85	Alexander	Niscoveanu	Cardiff Central Youth	Elite L1-9+	10.0	9.350	1	10.0	9.550	5	10.0	8.133	6	10.0	9.900	2	10.0	8.167	15	10.0	9.433	3	10.0	6.400	26	10.0	9.200	11	10.0	9.200	11	70.133	7	0				
102	Santo	Fuoco	Woking	Elite L1-9+	10.0	8.700	6	10.0	9.600	3	10.0	7.433	11	10.0	9.800	6	10.0	6.867	28	10.0	8.333	24	10.0	9.200	3	10.0	9.600	4	10.0	9.600	4	69.533	8	0				
91	Kai	Williamson	South Essex	Elite L1-9+	10.0	8.300	11	10.0	9.600	3	9.0	6.867	23	10.0	9.900	2	10.0	8.633	8	10.0	9.300	5	10.0	7.900	15	10.0	8.800	23	10.0	8.800	23	69.300	9	0				
100	Thomas	O'Connor	Woking	Elite L1-9+	10.0	8.400	9	10.0	9.350	11	10.0	7.500	10	10.0	9.533	20	9.0	7.467	22	10.0	8.400	21	10.0	9.000	5	10.0	9.050	15	10.0	9.050	15	68.700	10	0				
76	Daniel	Leighton-Scott	Pipers Vale	Elite L1-9+	10.0	7.950	21	10.0	9.050	23	10.0	7.767	8	10.0	9.667	15	10.0	8.333	7	10.0	8.667	15	10.0	7.500	19	10.0	8.800	23	10.0	8.800	23	68.234	11	0				
75	Mounir	Bennadi	Heathrow	Elite L1-9+	10.0	8.500	8	10.0	9.400	10	10.0	6.767	26	10.0	9.800	6	10.0	8.400	10	10.0	8.600	17	10.0	7.540	18	10.0	9.000	18	10.0	9.000	18	68.007	12	0				
80	Ellis	Parry	Southport	Elite L1-9+	10.0	8.000	17	10.0	9.100	20	9.0	5.633	40	10.0	9.533	20	10.0	8.267	13	10.0	8.933	8	10.0	8.840	7	10.0	9.050	15	10.0	9.050	15	67.356	13	0				
61	Oliver	Hallett	Earls	Elite L1-9+	10.0	8.350	10	9.0	8.300	42	10.0	7.167	14	10.0	9.700	12	10.0	8.333	12	10.0	8.767	13	10.0	8.170	13	10.0	8.500	41	10.0	8.500	41	67.287	14	0				
101	Dylan	O'Rourke	Woking	Elite L1-9+	10.0	8.000	17	10.0	8.650	35	10.0	7.167	14	10.0	9.033	40	10.0	7.433	23	10.0	8.033	29	10.0	8.840	7	10.0	9.400	6	10.0	9.400	6	66.556	15	0				
78	Ethan	Smith	Southport	Elite L1-9+	8.5	6.300	41	10.0	9.250	16	10.0	6.900	22	10.0	9.733	11	10.0	8.367	11	10.0	8.833	11	10.0	8.800	10	10.0	8.200	46	10.0	8.200	46	66.383	16	0				
69	James	O'Callaghan	Douglas	Elite L1-9+	10.0	7.500	27	10.0	9.300	13	10.0	8.167	5	10.0	9.400	29	10.0	6.533	30	10.0	8.633	16	10.0	7.770	16	10.0	8.850	21	10.0	8.850	21	66.153	17	0				
57	Finnley	Dunning	Europa Centre	Elite L1-9+	10.0	7.300	30	10.0	9.200	18	10.0	7.533	9	10.0	9.600	16	10.0	7.633	21	10.0	8.167	27	10.0	7.070	23	10.0	9.100	14	10.0	9.100	14	65.603	18	0				
77	Ethan	Gray	Southport	Elite L1-9+	10.0	7.200	32	10.0	8.900	28	9.0	5.900	38	10.0	9.433	28	10.0	8.167	15	10.0	8.300	25	10.0	8.740	11	10.0	8.800	23	10.0	8.800	23	65.440	19	0				
72	Cohen	Stanley	Colchester	Elite L1-9+	10.0	8.000	17	10.0	8.850	30	10.0	7.133	17	10.0	9.467	27	10.0	7.333	24	10.0	8.233	26	10.0	7.170	22	10.0	8.850	21	10.0	8.850	21	65.036	20	0				
103	Harvey	Northage	Woking	Elite L1-9+	10.0	8.100	13	10.0	9.150	19	10.0	7.033	19	10.0	9.500	23	10.0	8.133	17	10.0	8.067	28	10.0	5.740	33	10.0	9.050	15	10.0	9.050	15	64.773	21	0				
88	Tommy	Farrell	Rugby	Elite L1-9+	9.0	8.050	14	10.0	8.250	16	10.0	6.300	22	10.0	9.500	23	10.0	8.200	14	10.0	8.367	22	10.0	6.400	26	10.0	8.300	44	10.0	8.300	44	64.367	22	0				
67	Oliver	Houkes	Xcel	Elite L1-9+	10.0	8.700	6	10.0	8.550	39	9.0	6.633	39	10.0	9.533	20	9.0	6.433	31	10.0	8.733	14	10.0	6.100	28	10.0	9.300	8	10.0	9.300	8	63.982	23	0				
79	Ted	Charnley	Southport	Elite L1-9+	10.0	7.900	23	10.0	9.350	11	10.0	6.467	32	10.0	9.167	36	9.0	6.367	34	10.0	6.967	40	10.0	8.840	7	10.0	8.800	23	10.0	8.800	23	63.858	24	0				
92	Jed	Solomon	City Of Manchester	Elite L1-9+	8.5	5.800	42	10.0	8.800	31	10.0	6.800	24	10.0	9.067	39	10.0	8.133	17	10.0	8.867	10	10.0	7.500	19	10.0	8.800	23	10.0	8.800	23	63.767	25	0				
104	Harrison	Dobbs	Barry YMCA	Elite L1-9+	10.0	6.500	37	10.0	9.100	20	10.0	6.733	27	10.0	9.000	41	10.0	8.967	7	10.0	7.867	30	10.0	6.800	25	10.0	8.700	34	10.0	8.700	34	63.667	26	0				
99	Max	Redding	Woking	Elite L1-9+	10.0	8.050	14	10.0	9.450	8	10.0	8.333	4	10.0	9.800	6	10.0	5.467	41	10.0	7.867	30	10.0	4.970	36	10.0	9.350	7	10.0	9.350	7	63.287	27	0				
97	Lochlan	Brown	West Lothian	Elite L1-9+	10.0	7.650	25	10.0	8.950	26	9.0	6.700	28	10.0	9.567	18	10.0	8.100	19	10.0	8.600	17	10.0	4.040	41	10.0	9.150	12	10.0	9.150	12	62.757	28	0				
71	Lucas	Feller	Douglas	Elite L1-9+	8.5	5.800	42	10.0	8.800	31	10.0	6.800	24	10.0	8.133	45	10.0	7.267	26	10.0	8.367	22	10.0	7.940	14	10.0	8.800	23	10.0	8.800	23	61.907	29	0				
74	Harry	White	Colchester	Elite L1-9+	10.0	7.800	24	10.0	9.100	20	10.0	5.600	41	10.0	9.333	32	9.0	6.400	32	10.0	7.500	36	10.0	7.270	21	10.0	8.800	23	10.0	8.800	23	61.803	30	0				
82	Jared	Field	Leatherhead & Dorking	Elite L1-9+	10.0	8.050	14	10.0	9.300	13	9.0	6.467	32	10.0	9.500	23	9.0	6.000	37	10.0	7.033	38	10.0	6.000	31	10.0	9.150	12	10.0	9.150	12	61.500	31	0				
87	Max	Jenkins	Rugby	Elite L1-9+	9.0	6.600	35	10.0	8.900	28	9.0	5.633	31	10.0	9.700	12	10.0	8.033	20	10.0	8.833	11	10.0	3.940	42	10.0	8.500	41	10.0	8.500	41	61.039	32	0				
94	Tyler	Lane	City Of Newcastle	Elite L1-9+	10.0	6.600	35	10.0	9.050	23	10.0	7.033	19	10.0	9.400	29	10.0	7.333	24	10.0	7.767	33	10.0	4.500	39	10.0	8.700	34	10.0	8.700	34	60.383	33	0				
65	Ashley	Hassett	Xcel	Elite L1-9+	10.0	8.000	17	10.0	9.050	23	10.0	7.167	14	10.0	9.167	36	9.0	6.400	32	10.0	6.133	41	10.0	4.300	40	10.0	9.650	2	10.0	9.650	2	59.867	34	0				
73	Oliver	Moss	Colchester	Elite L1-9+	10.0	7.950	21	10.0	8.200	43	10.0	5.800	39	10.0	9.400	29	9.0	5.233	43	10.0	5.567	19	10.0	5.300	35	10.0	8.700	34	10.0	8.700	34	59.150	35	0				
58	Alexei	Baranov	Europa Centre	Elite L1-9+	8.5	4.850	46	10.0	7.950	44	10.0	6.933	21	10.0	9.600	16	10.0	7.200	27	10.0	7.500	36	10.0	6.040	30	10.0	8.750	33	10.0	8.750	33	58.823	36	0				
93	Owen	Craig	City Of Manchester	Elite L1-9+	10.0	7.200	32	10.0	8.950	26	10.0	6.467	32	10.0	9.000	41	8.0	5.933	39	10.0	7.033	38	10.0	5.900	32	10.0	8.300	44	10.0	8.300	44	58.783	37	0				
84	Matthew	Burnham	Milton Keynes	Elite L1-9+	9.5	7.450	28	10.0	8.500	40	9.0	6.567	30	10.0	9.500	23	9.0	5.967	38	10.0	4.133	44	10.0	6.870	24	10.0	8.650	37	10.0	8.650	37	57.637	38	0				
90	Elijah	Boyton	Rushmoor	Elite L1-9+	10.0	7.250	31	10.0	8.700	34	10.0	6.167	37	10.0	8.800	44	10.0	6.633	29	10.0	5.367	43	10.0	6.070	29	10.0	8.600	38	10.0	8.600	38	57.587	39	0				
55	Luke	Longhurst	Europa Centre	Elite L1-9+	10.0	6.400																																