

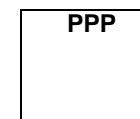
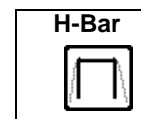
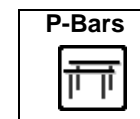
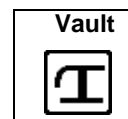
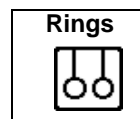


2015 London Open

Mens Artistic



Elite L1-U8

No	Name	Club	Comp	D	FX	D	PH	D	SR	D	VT	D	PB	D	HB	D	PPP	D	APP	AA	Pts										
117	Gabriel	Langton	City of Birmingham	Elite L1-U8	10.0	9.100	1	10.0	9.650	1	10.0	9.300	1	10.0	9.633	2	10.0	9.550	1	10.0	8.900	2	10.0	9.070	2	10.0	9.700	1	74.903	1	6
111	Kieran	Rockett	Harrow	Elite L1-U8	10.0	8.950	2	10.0	9.450	3	10.0	9.200	2	10.0	9.367	4	10.0	9.150	2	10.0	8.350	3	10.0	6.900	4	10.0	8.750	5	70.117	2	5
114	Ricco	Regini-Moran	Europa Centre	Elite L1-U8	10.0	8.650	4	10.0	9.550	2	9.0	6.750	13	10.0	9.267	5	10.0	8.300	8	10.0	8.150	10	10.0	6.100	9	10.0	8.750	5	65.517	3	4
115	Max	Goodwin	Europa Centre	Elite L1-U8	10.0	8.650	4	10.0	9.500	3	10.0	7.000	7	10.0	9.833	1	10.0	8.700	4	10.0	7.650	17	10.0	5.500	14	10.0	8.500	15	65.333	4	3
137	Oliver	Porter	Woking	Elite L1-U8	10.0	7.850	10	10.0	7.900	20	10.0	8.200	3	10.0	8.500	25	10.0	8.300	8	10.0	8.900	2	10.0	6.900	4	10.0	7.800	25	64.350	5	2
119	Zak	Bisp	Llantrisant	Elite L1-U8	10.0	7.800	11	10.0	9.400	6	10.0	6.800	12	10.0	9.533	3	10.0	7.400	19	10.0	7.450	19	10.0	6.340	7	10.0	8.700	8	63.423	6	1
131	Faris	Akhtar	Portsmouth	Elite L1-U8	10.0	7.600	14	10.0	7.650	23	10.0	7.900	4	10.0	9.167	7	10.0	8.500	5	10.0	8.350	3	10.0	5.540	12	10.0	8.600	14	63.307	7	0
129	George	Atkins	South Essex	Elite L1-U8	8.5	6.450	23	10.0	8.300	16	10.0	7.400	5	10.0	9.100	9	10.0	7.950	15	10.0	8.250	9	10.0	7.200	3	10.0	8.500	15	63.150	8	0
107	Sam	Ellis	Cardiff Central Youth	Elite L1-U8	10.0	7.900	7	10.0	8.700	11	10.0	6.500	17	10.0	8.700	20	10.0	8.500	6	10.0	8.350	5	10.0	6.140	8	10.0	8.350	19	63.140	9	0
127	Sean	Dalton	South Essex	Elite L1-U8	10.0	7.900	7	10.0	7.250	25	10.0	6.550	16	10.0	9.267	5	10.0	8.200	12	10.0	9.050	1	10.0	5.840	10	10.0	8.700	8	62.757	10	0
110	Luca	Robinson	City Of Newcastle	Elite L1-U8	10.0	7.950	6	10.0	9.050	9	10.0	5.050	24	10.0	9.033	12	10.0	7.650	17	10.0	8.900	2	10.0	5.540	12	10.0	8.700	8	61.873	11	0
135	Lucas	Henry	Woking	Elite L1-U8	8.5	5.850	26	10.0	9.250	7	10.0	7.300	6	10.0	8.567	24	10.0	8.750	3	10.0	7.550	18	10.0	5.600	11	10.0	8.650	13	61.517	12	0
116	Jacob	Banner	Earis	Elite L1-U8	10.0	7.650	13	10.0	9.250	7	10.0	6.400	18	10.0	9.100	9	10.0	7.800	16	10.0	8.050	13	10.0	4.100	20	10.0	9.050	2	61.400	13	0
120	Alexander	Dobrynin-Lait	North East London	Elite L1-U8	8.5	6.350	24	10.0	8.550	13	10.0	5.900	21	10.0	8.700	20	10.0	7.150	20	10.0	8.100	11	10.0	7.070	4	10.0	8.700	8	60.520	14	0
106	Tamlin	Fox	Cardiff Central Youth	Elite L1-U8	10.0	8.750	3	10.0	9.500	3	10.0	7.000	7	0.0	0.000	27	10.0	8.650	5	10.0	8.550	5	10.0	9.170	1	10.0	8.700	8	60.320	15	0
130	Josh	Graham	South Essex	Elite L1-U8	8.5	6.850	22	10.0	8.800	10	10.0	6.750	13	10.0	9.133	8	10.0	8.200	12	10.0	7.900	15	10.0	4.270	19	10.0	8.100	21	60.003	16	0
133	Hayden	Taylor-Walton	Rugby	Elite L1-U8	10.0	7.900	7	10.0	8.650	12	10.0	6.850	10	10.0	8.900	16	10.0	8.100	14	10.0	8.000	14	10.0	2.040	26	10.0	8.750	5	59.190	17	0
112	Tom	Hinds	Colchester	Elite L1-U8	10.0	6.950	21	10.0	7.750	22	10.0	6.750	13	10.0	8.500	25	10.0	7.100	21	10.0	8.100	11	10.0	4.100	20	10.0	7.800	25	57.050	18	0
126	Adam	Feakins	South Essex	Elite L1-U8	10.0	7.750	12	10.0	7.350	24	10.0	6.300	20	10.0	8.900	16	10.0	8.250	10	10.0	7.800	16	10.0	1.940	27	10.0	7.800	25	56.090	19	0
113	Alex	Botha	Colchester	Elite L1-U8	10.0	7.450	15	10.0	8.500	14	10.0	6.350	19	10.0	8.867	18	10.0	7.550	18	10.0	6.900	21	10.0	2.270	25	10.0	7.850	24	55.737	20	0
136	Jamaal	Kashim	Woking	Elite L1-U8	10.0	7.200	18	10.0	7.900	20	9.0	4.300	27	10.0	9.067	11	9.0	5.850	26	10.0	6.700	23	10.0	4.840	17	10.0	8.400	17	54.257	21	0
138	Aidy	Jarred	Woking	Elite L1-U8	10.0	7.250	17	10.0	8.000	19	10.0	6.850	10	10.0	8.633	22	9.0	6.250	24	10.0	4.400	26	10.0	4.940	15	10.0	7.800	25	54.123	22	0
121	Daniel	Ricci	Rushmoor	Elite L1-U8	10.0	7.200	18	10.0	8.150	17	10.0	4.300	27	10.0	8.933	14	9.0	6.900	23	10.0	5.050	24	10.0	4.840	17	10.0	8.400	17	53.773	23	0
124	Oliver	Owen-Thomas	Rushmoor	Elite L1-U8	10.0	7.150	20	10.0	8.050	18	10.0	4.650	25	10.0	8.933	14	10.0	7.100	21	10.0	2.950	28	10.0	3.070	23	10.0	8.800	3	50.703	24	0
109	Dylan	Hackett	City Of Newcastle	Elite L1-U8	10.0	7.300	16	10.0	8.450	15	10.0	5.800	22	0.0	0.000	27	10.0	8.250	10	10.0	7.000	20	10.0	4.940	15	10.0	8.300	20	50.040	25	0
122	Jude	Walker	Rushmoor	Elite L1-U8	10.0	6.000	25	10.0	6.050	26	10.0	7.000	7	10.0	9.033	12	9.0	5.850	26	10.0	4.850	25	10.0	1.570	28	10.0	8.050	22	48.403	26	0
125	Luke	Everett	Rushmoor	Elite L1-U8	8.5	5.850	26	5.0	0.600	27	10.0	5.350	23	10.0	8.633	22	9.0	5.200	28	10.0	6.850	22	10.0	3.140	22	10.0	8.800	3	44.423	27	0
123	Jamie	Iamsamang	Rushmoor	Elite L1-U8	8.5	5.350	28	3.0	0.000	28	10.0	4.500	26	10.0	8.833	19	10.0	5.950	25	10.0	3.650	27	10.0	2.400	24	10.0	8.000	23	38.683	28	0